

Brand Guidelines

The **fast, fair** and (nearly) **free** L2

Powered by Tezos Smart Rollups Technology

Brand Positioning

Overview

Etherlink is a non-custodial, EVM-compatible Layer 2 blockchain powered by Tezos Smart Rollups. It is fast, fair, and (nearly) free. It features MEV protection by design and low transaction costs (\$0.001). Etherlink is permissionless, inherits the security of Tezos' Layer 1, and features a decentralized governance model, fraud proofs, and censorship resistance.

Unlike Ethereum's smart contract-based rollups, Etherlink integrates with Tezos Layer 1 as an "enshrined" rollup. This unique integration fortifies its security by eliminating common smart contract risks and grants Etherlink the status of a first-class citizen on the Tezos mainnet, offering enhanced underlying infrastructure.

Being supported directly by the Tezos protocol ensures high decentralization. There's no need for administrative keys or centralized bridges, thus mitigating potential censorship risks. Moreover, Etherlink's upgradability is facilitated through Tezos' established on-chain governance system, enabling community-driven development and progression.

Visual Identity

Overview




Logo


AaBbCc
1234567

Typography

Colour palette



Primary icons



Secondary icons

Brand pattern



Logo

01

Logo

Our updated logo gives us a modern and fresh appearance, allowing us to stand out amongst our competitors. The logo provides us with great brand recognition and awareness in all applications.

The full wordmark should be used in all applications with the exception of social avatars which should only use the brand icon.

Full wordmark



Social avatar



Download logos

Logo — Positioning

There is a minimum clear space required when positioning the Etherlink logo to ensure it is always visible across communications.

The logo clear space is defined by the size of the brand mark, as shown on the right.

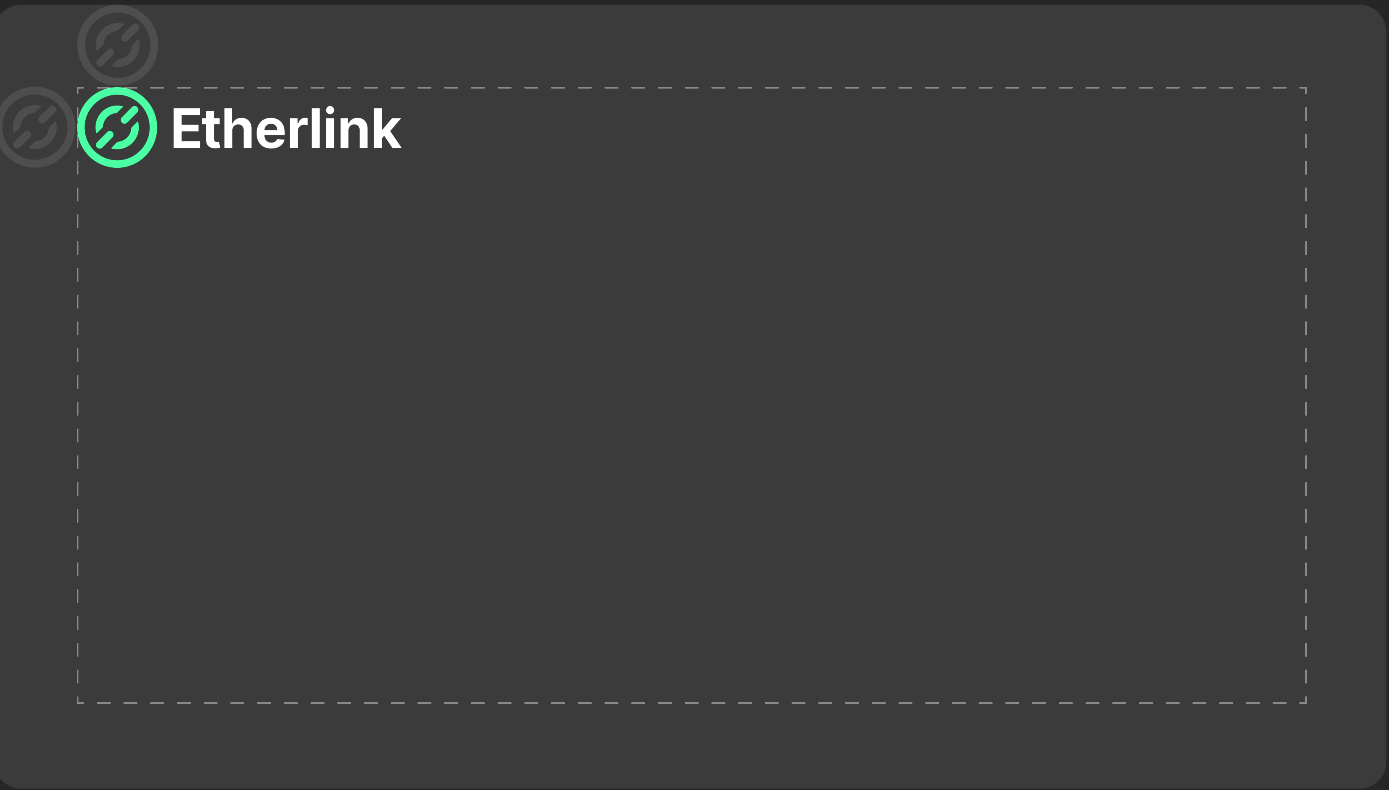
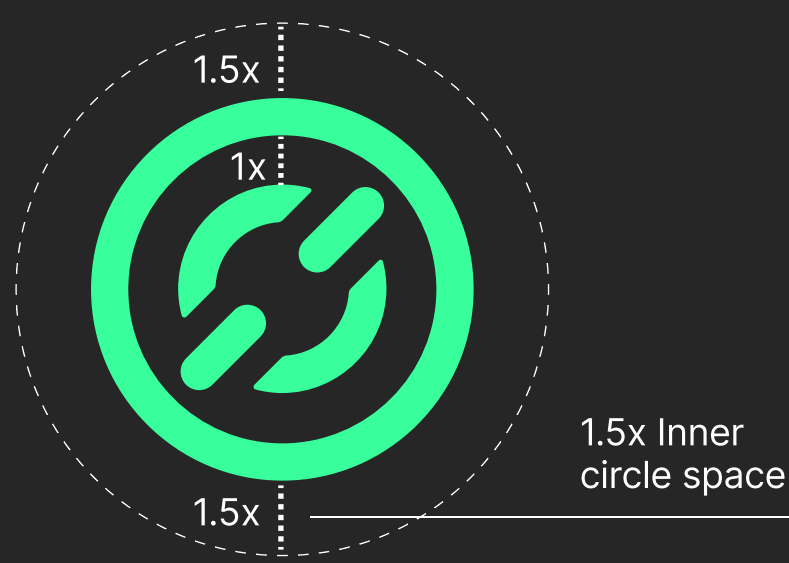
Social avatars ignore this rule and should be framed with a clear space around the logo that is equal to 1.5x the inner circle gap.

Ensuring the logo is always placed consistently will ensure our brand assets are more recognisable. The logo should be positioned in the top left in all brand assets.

Logo minimum clear space



Social avatar clear space



Logo — Colourways

There are two colourways of the Etherlink logo. The full colour white and Etherlink Neon Green version should be used in all applications where possible. The exception to this is when the background is Etherlink Neon Green in which case the full Etherlink Grey version should be used.



[Download logos](#)

Logos — Do’s and dont’s

Here are some examples of how the Etherlink logo should not be used or manipulated. Always use the logo artwork as provided.



Do not use separate the brand name from the logo or change the logo structure.



Do not crop or cut the logo.



Do not change the colours of the logo.



Do not rotate or distort the logo in any way.

Download logos

Typography 02

Typography

Our brand typeface is Inter which is used for headings and body copy.

Inter is available from Google Fonts here and is free to use.

Inter Bold

AaBbCcDdEeFf

AaBbCcDdEeFfGgHhIiJjKkLlMmNnOoPpQqRrSsTtUuVvWwXxYyZz
0123456789!"#\$%&'()*=@

Inter Regular

AaBbCcDdEeFf

AaBbCcDdEeFfGgHhIiJjKkLlMmNnOoPpQqRrSsTtUuVvWwXxYyZz
0123456789!"#\$%&'()*=@

Download Inter

Typography — Typesetting

Headings should be in Inter Bold whereas body copy should be in Inter Regular.

To ensure typography is consistent across brand communications, follow the example type hierarchy shown here.

The leading in the headings should be equal to the type size. In the subheadings and body copy this should be the type size +7.

Tracking on all text should be -1%.

Example type hierarchy

Inter Bold
for headings

Inter Bold
Size 120pt
Leading 120pt
Tracking -1%

Inter Regular for subheadings

Inter Regular
Size 40pt
Leading 50pt
Tracking -1%

Inter Regular for body copy.

Inter Regular
Size 30pt
Leading 40pt
Tracking -1%

Colour Palette

03

Colour Palette

We have a carefully selected colour palette that allows Etherlink to stand out amongst competitors in digital spaces. When creating brand assets, the specific colour values shown here should be used.

Etherlink Neon Green	RGB R56 G255 B156	HEX #38FF9C
Etherlink Dark Green (Only to be used within brand patterns)	RGB R42 G150 B96	HEX #2A9660
Etherlink Grey	RGB R38 G38 B38	HEX #262626
White	RGB R255 G255 B255	HEX #FFFFFF
Tezos Purple	RGB R92 G114 B250	HEX #5C72FA

Colour Palette — Proportions

Etherlink Grey and Etherlink Neon Green should feature heavily in all communications and brand assets. White should be reserved for text and logos and should never be used as a background colour.

Tezos Purple is used as a secondary accent colour when highlighting important information or call to action buttons in digital assets.

Etherlink Neon Green

Primary colour

Tezos Purple

Secondary colour

White

Secondary colour

Etherlink Grey

Primary colour

Icons

Icons — Primary

There are 3 key icons in the Etherlink branding that help to quickly communicate the main perks of the platform to our user base. These can be used at your discretion in any new assets but should be present in key user touch points such as the website landing page.



Decentralised
Governance



MEV
Protection






Low transaction fees

[Download icons](#)

Icons — Design

The design of the icons are inspired by the dynamic shapes included in our brand mark, symbolising the communcal and collaborative nature of the blockchain system.



[Download icons](#)

Icons — Colourways

The primary icon set comes in two colourways depending on which background colour they are used on. Always choose the correct icon colour for the design.

Download icons



Icons — Secondary

In addition to the primary brand icons, we have a suite of secondary icons that can be used to help communicate certain messages. These are available in two colour ways to choose from depending on the background.

Time / Date



Location / Space



Progress / Direction



Download



Announcement



Time / Date



Location / Space



Progress / Direction



Download



Announcement

Brand Pattern

05

Brand Pattern

We have a set of brand patterns that make our communications instantly recognisable and ensure we have a consistent image across all of our platforms.

The pattern features extreme close crops of the Etherlink brand mark and utilises the Etherlink gradient to make all communications recognisable as the Etherlink brand.

Download pattern

Brand Pattern — Colour ways

There are three colour variations and four crops of the brand pattern to choose from depending on the content of the graphic.

Announcements

Etherlink Neon Green variation

Blog Posts

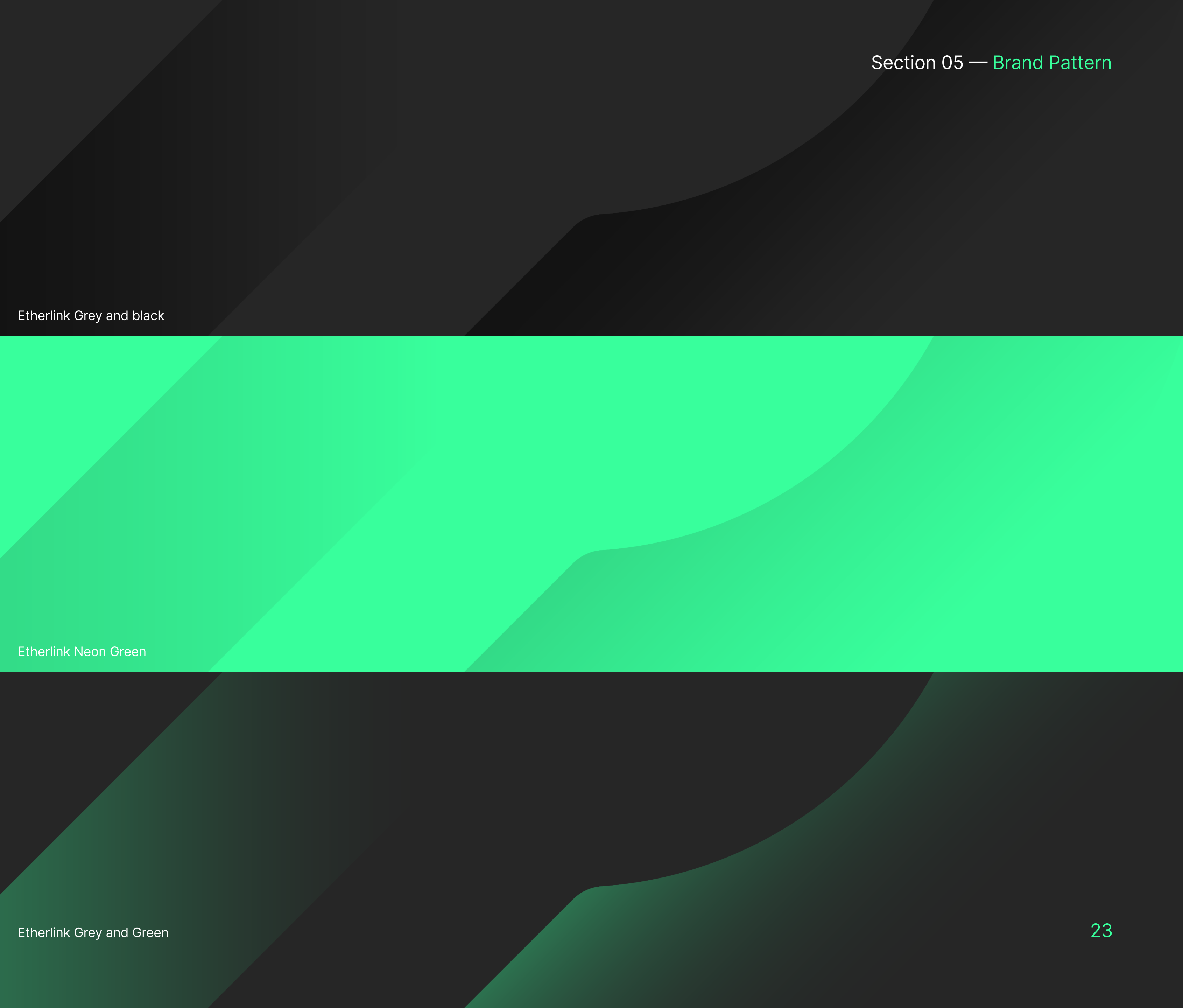
Etherlink Grey and Green variation

Community Events

Any colour variation

The Etherlink Grey and black variation should be used when there is more content on the graphic or when a green variation would impact legibility. It can also be used when a subtler design is required.




Download pattern



Brand Pattern — Crops

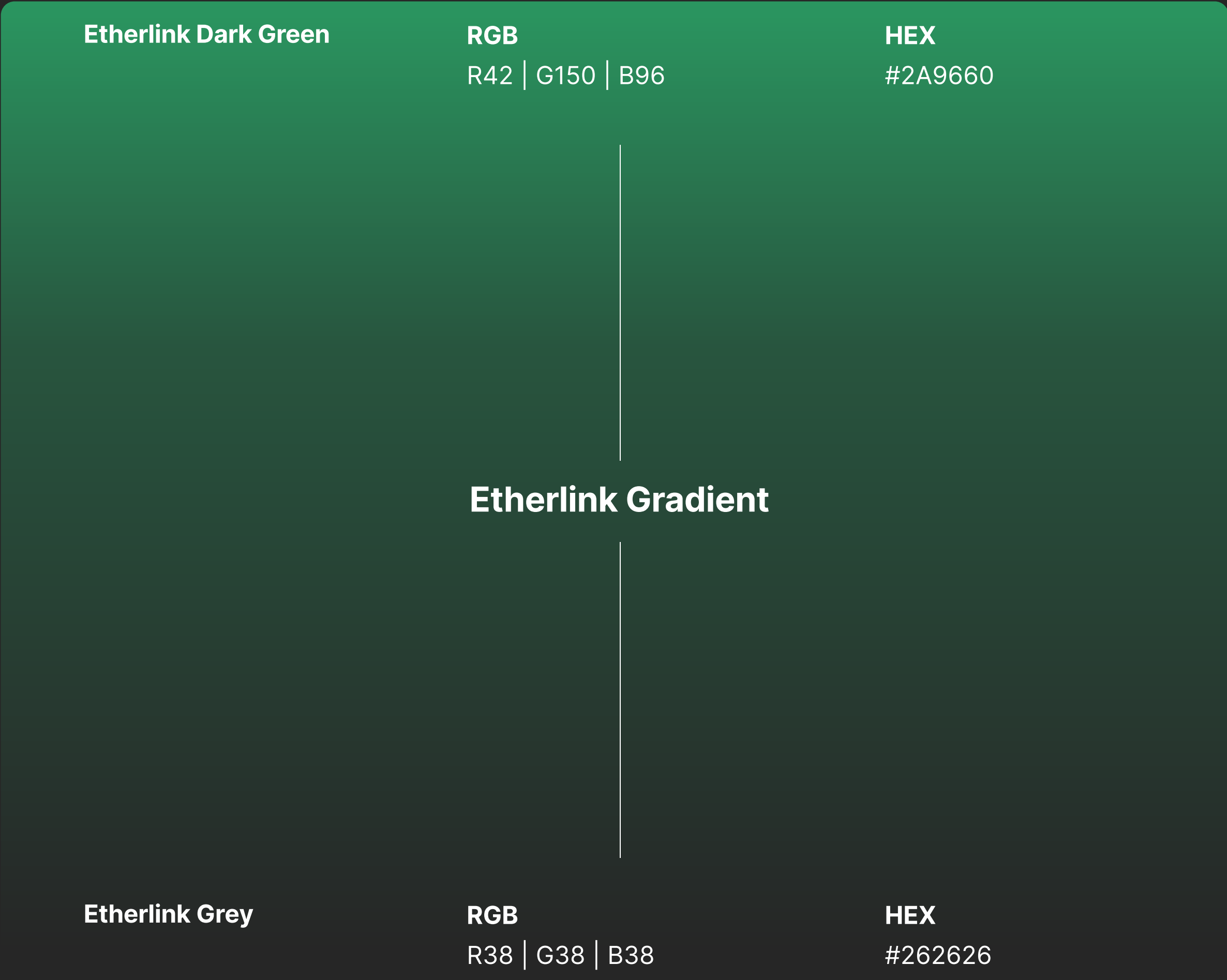
There are four crop variations of the brand pattern that can be used as supplied. However, these can be zoomed in as required to best fit around the content of the graphic if the original crop would impact legibility of text.

Download pattern



Brand Pattern — Gradient

Our colour palette also includes a gradient that is only used when creating our brand patterns. This allows us to subtly reference the brand mark in all communications.



Brand Pattern — Partnerships

There is an alternative brand pattern shown here that should only be used in partnership announcement posts.

Download pattern

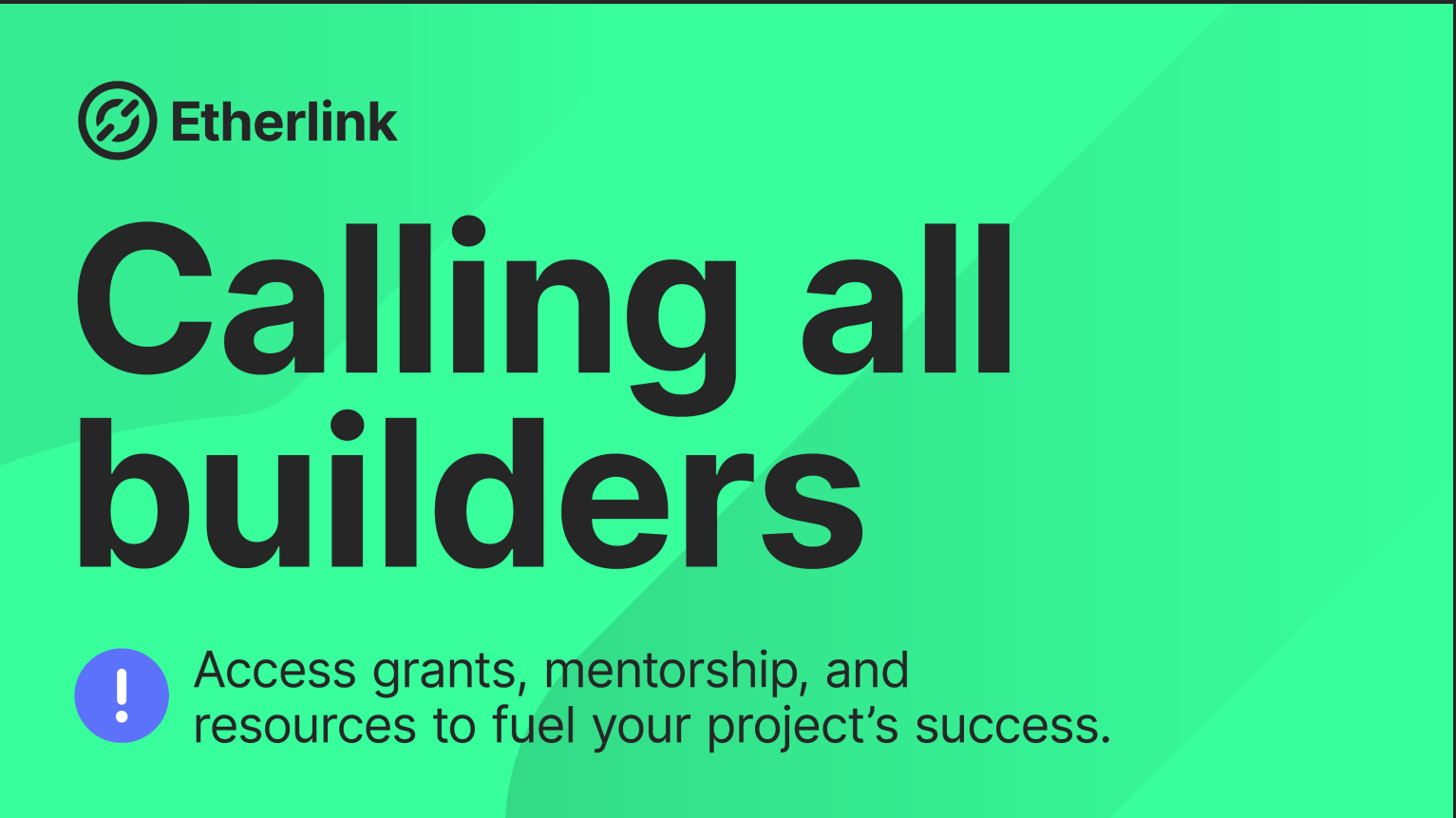



Application

06

Application — Announcements

These examples of announcement posts that can be used to inform future designs. Be sure to adhere to the typography and logo guidance supplied in this document.




Application — Blog Posts

These examples of blog posts that can be used to inform future designs. Be sure to adhere to the typography and logo guidance supplied in this document.



Etherlink Roadmap


 From Testnet to Mainnet Beta and Beyond



EVM Compatibility

The road to Tezos X

Learn more




The first regular upgrade for Etherlink:

One step closer to launch


Discover

Application — Community Events


These examples of community event posts that can be used to inform future designs. Be sure to adhere to the typography and logo guidance supplied in this document.




Introducing
OCV Labs




Speaker name
Speaker job title
@XHandle





Speaker name
Speaker job title
@XHandle




Speaker name
Speaker job title
@XHandle

 Twitter space

 12th May 24 / 5PM (GMT) / 3PM (PT)




Introducing
OCV Labs




Speaker name
Speaker job title
@XHandle




Speaker name
Speaker job title
@XHandle




Speaker name
Speaker job titl
@XHandle



Speaker name
Speaker job title
@XHandle

 Twitter space

 12th May 24 / 5PM (GMT) / 3PM (PT)



Introducing
OCV Labs



Speaker name
Speaker job title
@XHandle



Speaker name
Speaker job title
@XHandle

 Twitter space

 5PM (GMT) / 3PM (PT)

12
05
24

For more information and help on our visual identity, please contact:

Ilaria Antolini

ilaria.antolini@trili.tech